

Sixth Grade Summer Reading



Welcome to 6th Grade! Over the summer, incoming students are required to read Bud, Not Buddy by Christopher Paul Curtis. Bud, Not Buddy is a tender story about an orphaned African American living in Flint, Michigan, during The Great Depression. The main character, Bud, decides to try to find his father. The only clue his mother left him was several flyers about a band in Grand Rapids, Michigan. He gets a ride to Grand Rapids, and finds Herman E. Calloway, the man that he believes is his father. He does not get the reception he imagines, and Herman does not believe that Bud is his son. Throughout the book, Bud has many adventures along the way and learns many lessons he can take with him in his life. This book will supplement MMS's "Keeping it R.E.A.L." program and its themes will be used throughout the year. Students **MUST** finish all work before returning to school in September!

As your child reads Bud, Not Buddy, he/she needs to be completing the attached reading activity by identifying the setting, characters, problem/conflict, major events, ending of the story, as well as the lessons learned by the characters throughout the book. In addition, each student is expected to complete the "Suitcase Activity," which will be an awesome tool to get to know them better. **Completion of these activities will be part of your child's first English grade upon entering sixth grade this September!** Extra packets will be available in the high school main office.


These books may be purchased at any local book store or online. Of course, borrowing from your local library is also an excellent way of obtaining a copy. I will also have books available in the Mechanicville Jr./Sr. High School main office to sign out and borrow.

I look forward to working with your son/daughter this September. Have a healthy, happy summer and have fun reading! If you have any questions, please feel free to email me at tsheehan@mechanicville.org. I will be checking periodically over the summer!

Mr. Sheehan

Name: _____

Summer Reading Assessment



1. Book Title: _____

Author: _____

2. Describe the story's setting.

• Where (place): _____

• When (year, season, era...): _____

3. List the major or most important characters:

4. Who is your favorite character? Explain why you chose this character by citing at least two examples from the text.

5. Explain the major problem or conflict in the story (3-4 sentences).

Name: _____

6. Retell how this problem was solved (3-5 sentences).

7. Explain what **theme or lesson about life** you learned from the character and/or events that occurred in this story. Cite at least one piece of evidence from the story to support your answer.

8. Would you recommend this book to a friend? Use two strong and specific reasons to explain your recommendation (4-5 sentences).

I would/would not recommend this book. _____

Bud, Not Buddy

Name _____

Date _____


Directions: Bud carries a few prized possessions with him in his suitcase. If you had to leave your home and could only take 5 of your possessions with you, which would you choose? Make your own suitcase and inside put each of your 5 prized possessions on a 3x5 card. On the front of your card put a picture/drawing of the object. On the back explain why you choose this item. Be prepared to share with your classmates!!!

This project is due by September 7

Directions to make a Cereal Box Suitcase:

Materials:


1. Cereal
 2. Construction paper/brown bag
 3. Glue/tape/staples
 4. Crayons/markers
 5. 3x5 cards
 6. Pen
- First, cut out the long side panel of your cereal box




- Then tape closed the top of the box that you had opened to pour your cereal out.



- Cover the entire outside of the cereal box with Construction Paper and then decorate



- Cut your handles out of a Craft Fun Foam Sheet or use Ribbon and glue them on with the Low-temp Glue gun or staple them on



Suitcase Project Rubric

criteria	4	3	2	1	0
content	Project has cleverly covered all key components	Project has met all the basic needs of assignment; all elements are sufficient	Project has some require contents but lacks enough info. To be thorough	Several parts are missing from the project; contents are weak or minimal	Not Done
Ideas/layout	Unique ideas have been factored into the project; all are relevant to the assignment; layout is exceptional	Well-planned ideas are present; most are relevant to the assignment; layout is strong and visually appealing.	A few solid ideas are evident; some are relevant to the assignment; layout has potential but still needs some finishing touches.	Ideas are limited; relevance of the work is questionable ; layout is rushed or poorly planned.	Not Done
Effort/creativity	A wealth of time and creativity has been invested; excellent attention to detail.	Time and care has been invested; many creative ideas present.	Some time and creativity has been invested in project.	Very little time and creativity has been invested in the project.	Not done
WOWS!!!					
Hmmmm.....					